

Erlangen Summer Dance 2017

Gemeindezentrum Frauenaurach, Gaisbühlstraße 4, 91056 Erlangen

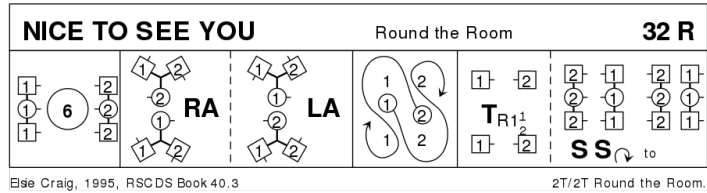
See <https://erlanger-tanzhaus.de/veranstaltungen/scottish-evening-triplet> for details.

1 NICE TO SEE YOU R32 · 3+3RR

Elsie Craig: RSCDS XL 3 · Crib: MiniCribs · Diagram: Keith Rose's Diagrams

Round the Room Dance 3 facing 3

- 1-8 All circle 6H round & back
- 9-16 Centre Man dances RH across with partner on right & opposite dancer & LH across with partner on left & opposite dancer
- 17-24 Centre Man dances out to the right & dances a Fig of 8 round the opposite 2 Ladies ending between them
- 25-32 All Ladies turn opposite Lady RH 1.1/2 times back to their partners, all join hands set in lines of 3 & set again turning to right to face next group of 3

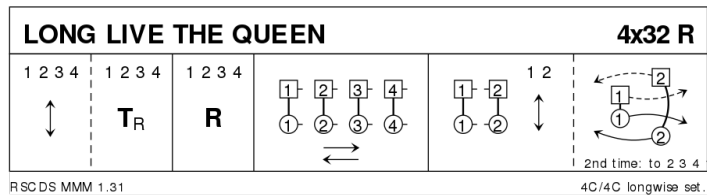


2 LONG LIVE THE QUEEN R32 · 4/4L

Miss Milligan's Miscellany of Scottish Country Dances · Crib: MiniCribs · Diagram: Keith Rose's Diagrams

- 1-8 All Adv+Ret & turn RH
- 9-16 Repeat above Fig
- 17-24 4s followed 3s+2s+1s dance down, 1s leading back to places
- 25-32 1s facing 2s Adv+Ret, 1s advance under arch made by 2s

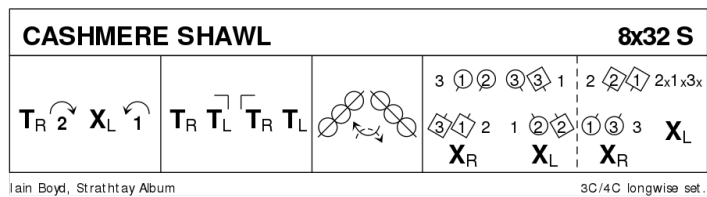
Repeat with 1s from 2nd place but end in 4th places



3 THE CASHMERE SHAWL S32 · 3/4L

Iain Boyd: The Strathtay Album · Crib: MiniCribs · Diagram: Keith Rose's Diagrams

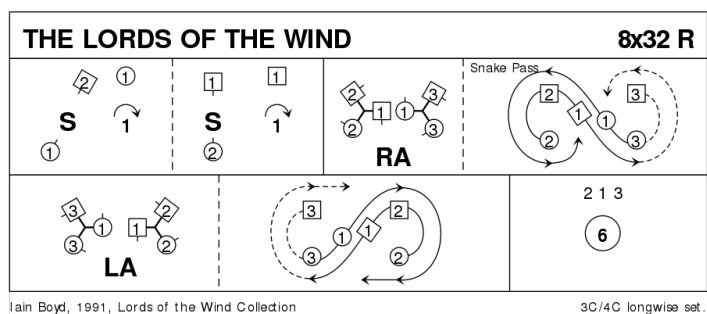
- 1-8 1s turn RH & cast down 2 places, cross LH & cast up to 2nd place opposite sides
- 9-16 1s turn RH & turn 1st corners LH, turn 2nd corners RH & turn partner LH to face 1st corners
- 17-24 1s 1/2 diagonal reel of 4 with 1st corners, 1s 1/2 diagonal reel with 2nd corners. (3)(1)(2)
- 25-32 1s change places RH with person diagonally to right & new centre cpl LH with person diag left, new centre cpl RH diag right & all cross back LH



4 THE LORDS OF THE WIND R32 · 3/4L

Iain Boyd: The Lord of the Rings Collection · Crib: MiniCribs · Diagram: Keith Rose's Diagrams

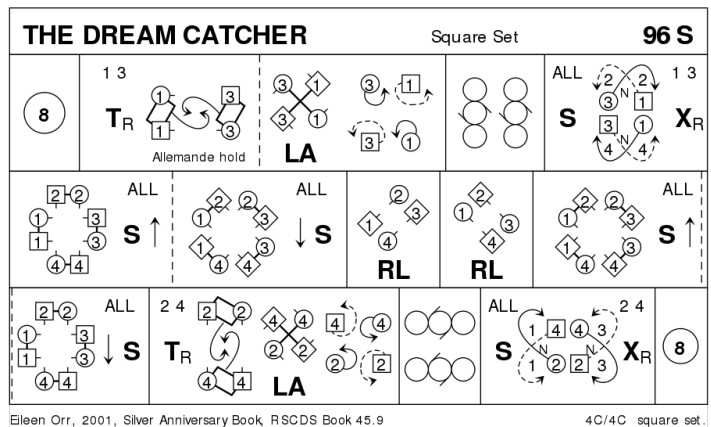
- 1-8 1M sets to 2L & casts 1 place, 1L sets to 2M & casts 1 place
- 9-16 1s dance RH across (L with top cpl & M with cpl in 3rd pl), 1s (with cpls following) pass LSh to change ends into LH across, 1s end in 2nd pl
- 17-24 1s dance LH across with same couples & repeat above Fig bars 13-16 to end own side 2 1 3
- 25-32 2s+1s+3s circle 6H round & back



5 THE DREAM CATCHER S96 · 4S

Eileen Orr: RSCDS XLV 9 · Crib: MiniCribs · Diagram: Keith Rose's Diagrams

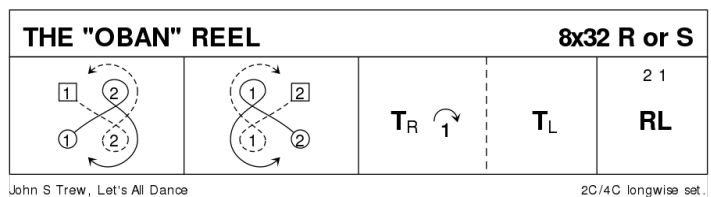
- 1-8 All circle 8H round & back
- 9-16 1s+3s dance the Swirl: Turn partner RH into Allemande hold & dance LSh round other couple 1/2 way, dance LH across & swirl to face side couples (BtoB with ptrn & Lady facing Man)
- 17-24 All dance reels of 4 across
- 25-32 All set & dancing couples dance out between side couples, cross & cast to change places RH with partner back into places
- 33-40 All set & advance with partners, retire diagonally with corners & set
- 41-48 1L+4M dance R&L with 3L+2M (on diagonal)
- 49-56 1M+2L dance R&L with 3M+4L (other diagonal)
- 57-64 All set with corners, Adv+Ret with partners & set
- 65-88 2s & 4s repeat bars 9-32
- 89-96 All circle 8H round & back



6 THE OBAN REEL R32 · 2/4L

John S Trew: Let's All Dance · Crib: MiniCribs · Diagram: Keith Rose's Diagrams

- 1-8 1s dance Fig of 8 round 2s
- 9-16 2s dance Fig of 8 round 1s
- 17-24 1s turn RH, cast 1 place & turn LH to places
- 25-32 2s+1s dance R&L



7 ROSES FOR JOHANNA S32 · 3T

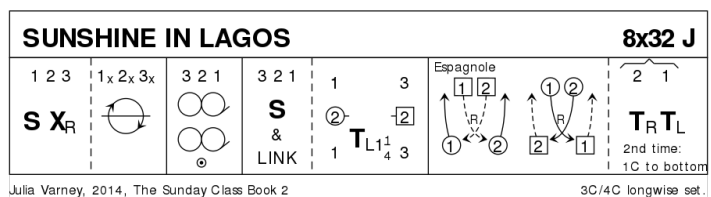
Anselm Lingnau · Crib: SCDDDB Contributed Cribs & Diagrams

- 1- 1c cross down LH, 1W/1M Figs8 round 2c/3c (pass between, meet & touch NH, out between same couple, cast up, turn RH 1/2 to place.
- 9- [Circular rose progression] W set **while** M dance RA and pull RS back to face next W clockwise | M dance out **while** W (passing M by RS) dance RA and pull RS back to face ptr ; all 1/2turn BH & pivot in place 3/4 to fin M facing acw, W cw | all dance round ptr RS to sides [3, 1, 2]
- 17- Interlocking reels4 (start RS to ptr, on bar 24 turn RH to prom hold facing acw)
- 25- [Three-couple circular tourné, all dancing as 2nd couple] All prom 2 places round, on bar 28 M pass W in front of them and turn about [M finish on outside facing cw, W on inside facing acw] ; All turn R 1 1/4 to sides [to 2, 3, 1]

8 SUNSHINE IN LAGOS J32 · 3/4L

Julia Varney: The Sunday Class Dance Book 2 · Crib: MiniCribs · Diagram: Keith Rose's Diagrams

- 1-8 1s+2s+3s set, cross RH & chase 1/2 round clockwise to own sides 3 2 1
- 9-16 3s+2s+1s dance reels of 3 on sides (1s pass 2s RSh to start)
- 17-24 3s+2s+1s dance "Set & Link" for 3. 2s turn LH 1.1/4 to 2nd place own sides
- 25-32 1s+2s dance "Espagnole"

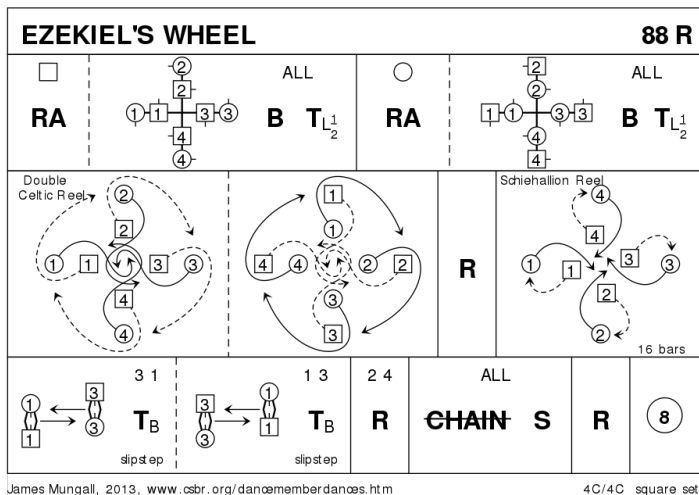


Note: End of 2nd time through, 1s turn LH to 4th place as 4s step up

9 EZEKIEL'S WHEEL R88 · 4S

James Mungall · Crib: MiniCribbs · Diagram: Keith Rose's Diagrams

- 1-8 Ladies dance RH across & keeping hold of RH in middle take partners LH & Bal-in-Line then ½ turn partners LH into centre
- 9-16 Men dance RH across & keeping hold of RH in middle take partners LH & Bal-in-Line then ½ turn Ladies LH into centre & face partners
- 17-32 All dance double Celtic Reel:
Each couple passes partner RSh to change places, Men dance LSh round each other ¾ way **while** Ladies dance on 1 place clockwise. This is repeated with Ladies dance LSh ¾ round each other **while** Men dance on 1 place clockwise.
Repeat back to positions
- 33-48 All dance full Schiehallion reels
- 49-56 1s & 3s take partners 2H & slip step to the opposing position (Men pass BtoB) & turn partners 2H, slip step back to original positions (Ladies pass BtoB) & turn partners 2H to original positions.
- 57-64 2s & 4s repeat bars 49-56
- 65-80 All dance Grand Chain but when ½ way round on bars 71-72 set to partner, repeat to places but again set to partner on bars 79-80
- 81-88 All dance 8H round & back



James Mungall, 2013, www.csbr.org/dance/member/dances.htm 4C/4C square set.

10 PAUSE

11 MISS WELSH'S REEL J32 · 3/4L

RSCDS Graded 13 · Crib: MiniCribbs · Diagram: Keith Rose's Diagrams

- 1-8 1s+2s set, cross RH, set & cross back RH
- 9-16 1s+2s dance RH across & LH across back
- 17-24 1s lead down the middle & back to face 1st corners
- 25-32 1s turn 1st corners RH, partner LH, 2nd corner RH & partner LH to places

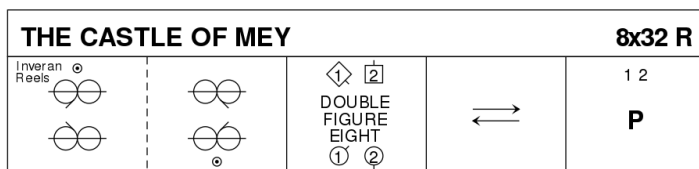


RSCDS Graded Book 1.13 3C/4C longwise set.

12 THE CASTLE OF MEY R32 · 3/4L

John Walton: QE Diamond Jubilee Dances · Crib: MiniCribbs · Diagram: Keith Rose's Diagrams

- 1-8 1s dance Inveran reels with 2s+3s
- 9-16 1s+2s dance double Figs of 8 (1s start by crossing down)
- 17-24 1s lead down the middle & up, 1s end in middle of the set
- 25-32 1s+2s dance Poussette



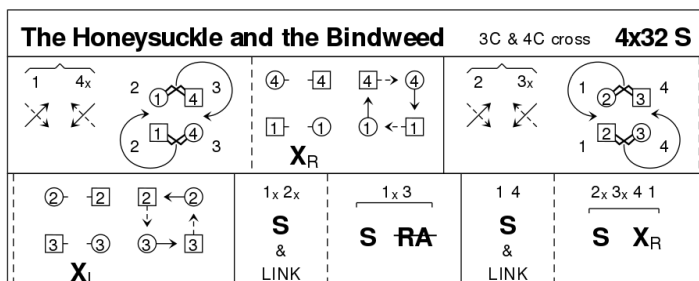
John Walton, 2012, RSCDS QE Diamond Jubilee 3C/4C longwise set.

13 HONEYSUCKLE AND THE BINDWEED S32 · 4/4L

Jenny Bradley: Nottingham 10.30 · Crib: MiniCribbs · Diagram: Keith Rose's Diagrams

3s & 4s start on opp sides

- 1-4 1s cross down **while** 4s cross up, 1M+4L also 1L+4M in prom hold dance out to right & into centre facing own partner
- 5-8 1s & 4s change places RH with partner & chase round inside clockwise to end 1s in 2nd place opposite sides & 4s in 3rd place own sides
- 9-12 2s cross down **while** 3s cross up, 2M+3L also 2L+3M in prom hold dance out to left & into centre facing own partner
- 13-16 2s & 3s change places LH with partner & chase round inside anticlockwise to end 2s in 2nd place opp sides & 3s in 3rd place own sides. (1)(2) 3 4
- 17-24 1s+2s Set+Link, 1s+3s set & dance RH across 1/2 way
- 25-32 1s+4s Set+Link, all set & cross RH. 2 3(4)(1)

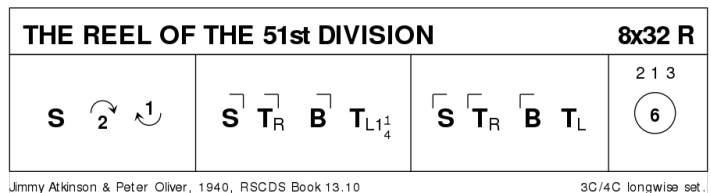


Jenny Bradley, Nottingham 10.30 4C/4C Longwise.

14 THE REEL OF THE 51ST DIVISION R32 · 3/4L

James Edward McCartney Atkinson: RSCDS XIII 10 · Crib: MiniCrib · Diagram: Keith Rose's Diagrams

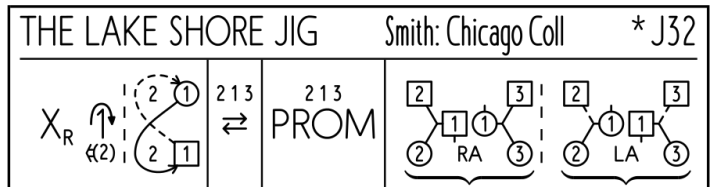
- 1-8 1s set & cast below 3s, lead up to face 1st corners
- 9-16 1s set & turn 1st corners RH to balance in diagonal line, set & 1s turn LH to face 2nd corners
- 17-24 1s set & turn 2nd corners RH to Bal-in-Line, set & 1s turn LH to 2nd place own sides
- 25-32 2s+1s+3s circle 6H round & back



15 THE LAKE SHORE JIG J32 · 3/4L

Kent W Smith: Chicago Collection of Basic Scottish Country Dances · Crib: MiniCrib · Diagram: SCDDDB Contributed Crib & Diagrams

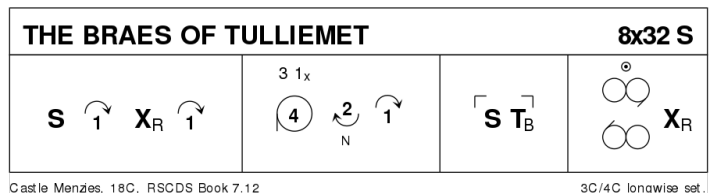
- 1-8 1s cross RH & cast 1 place, 1s dance 1/2 Fig of 8 round 2s
- 9-16 3s followed by 1s+2s lead down & back
- 17-24 All Promenade to end 2 1 3
- 25-32 1s+2s dance RH across (1L with 2s, 1M with 3s), 1s dance LH across with other couple



16 THE BRAES OF TULLIEMET S32 · 3/4L

Castle Menzies (18C): RSCDS VII 12 · Crib: MiniCrib · Diagram: Keith Rose's Diagrams

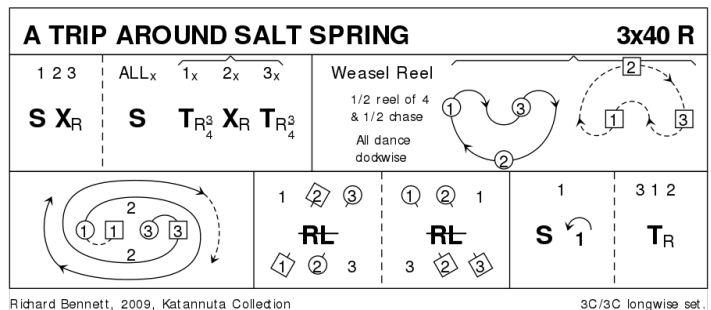
- 1-8 1s set & cast 1 place, cross RH & cast down 1 place on opposite sides
- 9-16 3s+1s dance 4H round to left, 1s lead up to top & cast on opposite sides to face 1st corners
- 17-24 1s set & turn 1st corner, set & turn 2nd corner
- 25-32 1s dance reels of 3 on opposite sides giving LSh to 1st corners & cross RH to 2nd place on own sides



17 A TRIP AROUND SALT SPRING R40 · 3/3L

Richard Bennett: Katannuta, a Collection of Salt Spring Island Scottish Country Dances · Crib: MiniCrib · Diagram: Keith Rose's Diagrams

- 1-8 All set & cross RH, all set & 1s+3s 3/4 turn RH into middle while 2s cross RH
- 9-16 All dance a Weasel Reel : 1s+3s dance part reel of 4 up/down middle but when reaching either end they dance clockwise to top/bottom to re-enter reel while 2s dance clockwise to replace the dancer leaving the reel & all end where they started
- 17-24 1M also 3L followed by partners chase round clockwise to end on opposite sides (1)2(3)
- 25-32 2s dance Diag R&L (M down) to 3 2 1
- 33-40 1s set & cast up 1 place, all turn RH

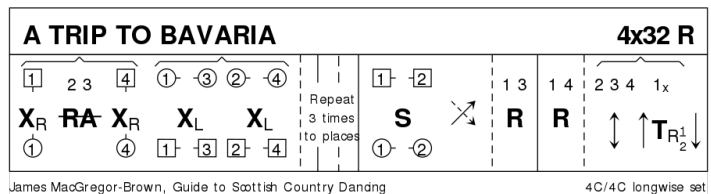


Note - (Weasel Reel - Men always reel down middle & dance up Mens side while Ladies always reel up middle & dance down Ladies side)

18 A TRIP TO BAVARIA R32 · 4/4L

James MacGregor-Brown: A Guide to Scottish Country Dancing (ex-Collins) · Crib: MiniCrib · Diagram: Keith Rose's Diagrams

- 1-4 1s & 4s cross RH while 2s+3s dance 1/2 RH across, 1s+3s & 2s+4s change places LH on sides
- 5-16 Repeat 1-4 another 3 times (end cpls cross RH, middle cpls 1/2 RH across; cpls in 1st+2nd place also 3rd+4th place change places LH) All finish in original places
- 17-24 1s set to 2s & cross over to face 3s, set & cross to face 4s
- 25-32 1s set to 4s & cross over to 4th place on opposite sides, all Adv+Ret 2 steps & 1s change places RH (2H popular) to retire to own sides

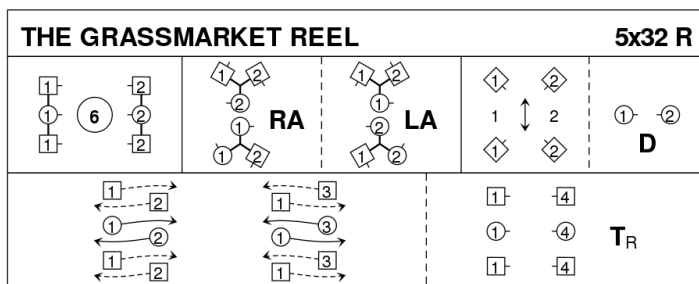


19 THE GRASSMARKET REEL R32 · 3+3RR

Tim Wilson: Magazine Dances 2005-2009 · Crib: MiniCribs · Diagram: Keith Rose's Diagrams

Round the Room, 3 facing 3

- 1-8** All circle 6H round & back
- 9-16** Centre persons dance RH across with dancers on the right, LH across with dancers on left
- 17-24** Corner dancers Adv+Ret on diagonal, centre dancers dance DoSiDo
- 25-32** All pass facing dancer RH & pass next dancer LH, all turn facing dancer RH once round



Tim Wilson, RSCDS 5/2009

2T/Any Round the Room.

20 WALTZ